

Wheel Features

Tread Material:	Rubber	Core Material:	Steel Core
Bearing:	Ball Bearing	Tread Hardness:	75A±3
Temperature:	-20°C~50°C	Running Speed:	4km/h

Note: Use beyond temperature range or beyond the recommended speed may shorten product life or even damage the product.



- ✔ 2 precision ball bearings, flexible rotation
- ✔ Natural rubber material, vulcanized, high rebound
- ✔ Environmental protection, quiet, effectively protect the floor
- ⚠ Biodegradable rubber material, recommended to use within 3 year of production for best performance

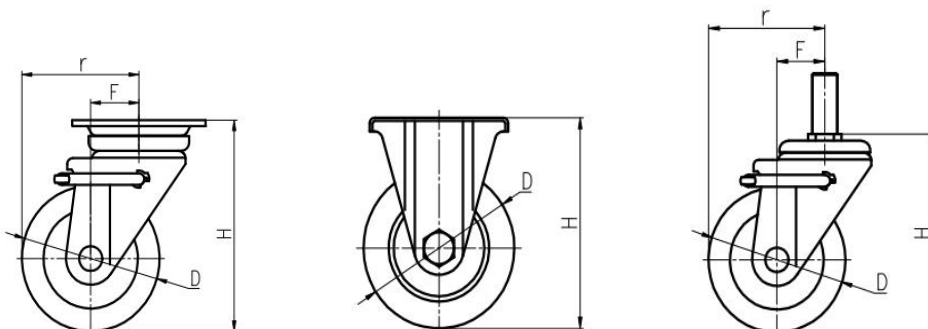


Rolling resistance	■ ■ ■ ■ □	Very good
Wear resistance	■ ■ ■ ■ □	Very good
Operating noise	■ ■ ■ ■ ■	Excellent
Floor surface preservation	■ ■ ■ ■ ■	Excellent

Bracket Features

- ✔ Side brake, easy to operate
- ✔ Bracket made of pressed steel plate, firm and strong
- ✔ Hollow riveted structure, effortless to rotate
- ✔ Environmentally friendly colour galvanized, salt spray test over 72 hours

Parameter (mm)	Capacity (KG)	Wheel Dia.	Wheel Width	Total Height	Offset	Swivel Radius	Swivel Radius
3"	80 kg	75	32	100	23.5	61	61
4"	130 kg	100	38	144	35	85	85
5"	200 kg	130	40	172	38	103	103
6"	250 kg	150	43	197	40	115	115
8"	320 kg	200	45	250	58	158	158



[English]

Mounting Drawing

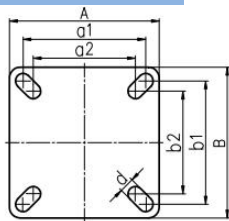


Plate Swivel/Brake

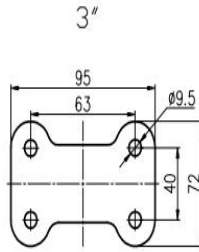
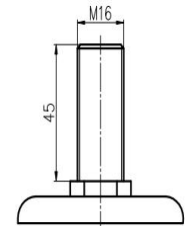
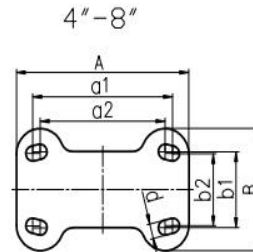


Plate Fixed



Threaded Stem

Wheel Size (inch)	Wheel Dia. (mm)	Plate Size (mm)	Hole Spacing a1 x b1 (mm)	Hole Spacing a2 x b2 (mm)	Hole Size (mm)	Wheel Size (inch)	Wheel Dia. (mm)	Plate Size (mm)	Hole Spacing a1 x b1 (mm)	Hole Spacing a2 x b2 (mm)	Hole Size (mm)
3"	75	82.5 x 82.5	64.8 x 64.8	59.2 x 59.2	9.5	4"	100	120 x 82	90 x 50	80 x 45	11
4"	100	97 x 97	74 x 74	67 x 67	11	5"	130	138 x 90	112 x 56	100 x 53	11
5"	130	110 x 110	90 x 90	75 x 75	11	6"	150	138 x 90	112 x 56	100 x 53	11
6"	150	120 x 120	90 x 90	75 x 75	11	8"	200	152 x 103	119 x 63	112 x 56	12
8"	200	140 x 140	115 x 115	100 x 100	12						

Product ID

Product Images



Wheel Size

Plate swivel

Plate fixed

Plate fixed brake

Plate swivel brake

Plate side brake

Threaded stem

Threaded stem brake


3"	25A01-1067	25A03-1067	25A04-1067	25A02-1067	-	-	-
4"	25A10-1068	25A12-1068	25A13-1068	25A11-1068	25A72-1068	25A14-1068	25A15-1068
5"	25A19-1069	25A21-1069	25A22-1069	25A30-1069	25A73-1069	25A23-1069	25A24-1069
6"	25A28-1070	25A30-1070	25A31-1070	25A29-1070	25A74-1070	25A32-1070	25A33-1070
8"	25A37-1071	25A39-1071	25A40-1071	25A38-1071	-	-	-

Product Details

The side brake is easy and convenient operate, also large operational space.




It's Japanese standard. The Kingpinless design is rotated easily and flexibly.



Natural rubber with high rebound and good mute performance.



The closed double ball bearing is flexible rotation.



[English]

